

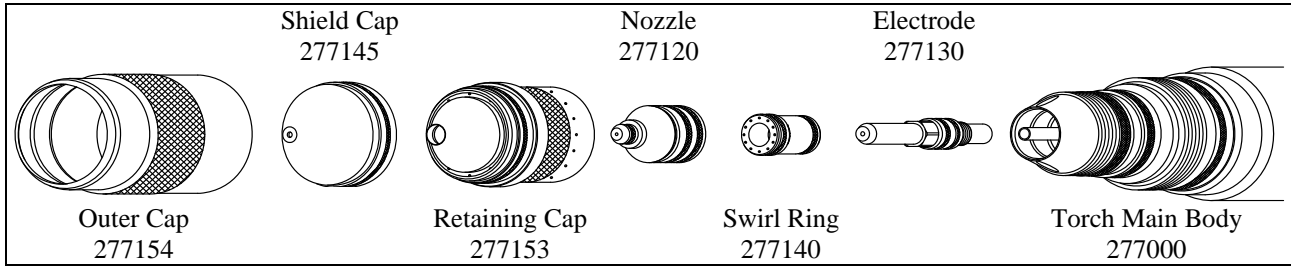
## Cutting Charts

The cutting charts shown on the following pages are intended to give the operator the best starting point to use when making a cut on a particular material type and thickness. Small adjustments may have to be made to achieve the best cut. Also, remember that the arc voltage must be increased as the electrode wears in order to maintain the correct cutting height.

### Cutting Chart Index

<b>Material</b>	<b>Process</b>	<b>Current</b>	<b>Plasma Gas</b>	<b>Shield Gas</b>	<b>Page</b>
Mild Steel	Cutting	30 Amps	Oxygen	Oxygen	4-8
Mild Steel	Cutting	50 Amps	Oxygen	Oxygen or Air	4-9
Mild Steel	Cutting	70 Amps	Oxygen	Air	4-10
Mild Steel	Cutting	100 Amps	Oxygen	Air	4-11
Mild Steel	Cutting	150 Amps	Oxygen	Air	4-12
Stainless Steel	Cutting	30 Amps	Air	Air	4-13
Stainless Steel	Cutting	50 Amps	Air	Nitrogen	4-14
Stainless Steel	Cutting	70 Amps	H17	Nitrogen	4-15
Stainless Steel	Cutting	70 Amps	Air	Nitrogen	4-16
Stainless Steel	Cutting	100 Amps	H17	Nitrogen	4-17
Stainless Steel	Cutting	100 Amps	Air	Nitrogen	4-18
Stainless Steel	Cutting	150 Amps	H17	Nitrogen	4-19
Stainless Steel	Cutting	150 Amps	Air	Nitrogen	4-20
Aluminum	Cutting	30 Amps	Air	Nitrogen	4-21
Aluminum	Cutting	50 Amps	Air	Nitrogen	4-22
Aluminum	Cutting	70 Amps	Air	Nitrogen	4-23
Aluminum	Cutting	100 Amps	Air	Nitrogen	4-24
Aluminum	Cutting	150 Amps	Air	Nitrogen	4-25
Mild Steel	Marking	10 Amps	Nitrogen	Nitrogen	4-26
Stainless Steel	Marking	8 Amps	Nitrogen	Nitrogen	4-27
Aluminum	Marking	10 Amps	Nitrogen	Nitrogen	4-28

**Mild Steel - Cutting  
30 Amps – Oxygen Plasma / Oxygen Shield**



**Imperial**

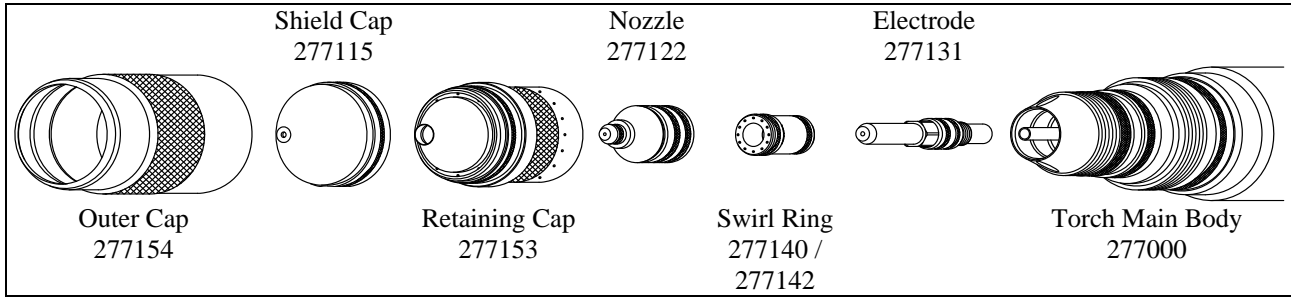
Material Thickness		Preflow (Air)	Plasma (Oxygen)	Shield (Oxygen)	Postflow (Air)	Arc Voltage	Travel Speed	Cutting Height	Pierce Height	Motion Delay	Kerf Width
(ga)	(in)	(psi)	(psi)	(psi)	(psi)	(volts)	(ipm)	(in)	(in)	(msec)	(in)
20	.036	35	85	6	2	120	105	.080	.110	100	.062
18	.048					121	97	.090			
16	.060					125	78	.105			
14	.075					126	65	.105	.125		.065
12	.105					127	55	.120			
11	.120					129	50	.120	.125		.070
10	.135					131	40	.120			

**Metric**

Material Thickness		Preflow (Air)	Plasma (Oxygen)	Shield (Oxygen)	Postflow (Air)	Arc Voltage	Travel Speed	Cutting Height	Pierce Height	Motion Delay	Kerf Width
(mm)	(mm)	(psi)	(psi)	(psi)	(psi)	(volts)	(mm/m)	(mm)	(mm)	(msec)	(mm)
1		35	85	6	2	120	2615	2.0	2.8	100	1.6
1.5						124	2020	2.6			1.7
2						126	1615	2.7			
2.5						126	1455	2.7	1.8		
3						128	1285	2.9			3.1

1. Revised on 7/2/07

**Mild Steel - Cutting**  
**50 Amps – Oxygen Plasma / Oxygen or Air Shield**



**Imperial**

**Cold-Rolled Steel – Oxygen Shield – Swirl Ring 277140**

Material Thickness		Prewflow (Air) (psi)	Plasma (Oxygen) (psi)	Shield (Oxygen) (psi)	Postflow (Air) (psi)	Arc Voltage (volts)	Travel Speed (ipm)	Cutting Height (in)	Pierce Height (in)	Motion Delay (msec)	Kerf Width (in)
(ga)	(in)										
12	.105	25	74	12	1	123	70	.120	.135	100	.075
11	.120					126	60	.125			.078
10	.135					128	50	.135			

**Hot-Rolled Steel – Air Shield – Swirl Ring 277142**

Material Thickness		Prewflow (Air) (psi)	Plasma (Oxygen) (psi)	Shield (Air) (psi)	Postflow (Air) (psi)	Arc Voltage (volts)	Travel Speed (ipm)	Cutting Height (in)	Pierce Height (in)	Motion Delay (msec)	Kerf Width (in)	
(ga)	(in)											
14	.075	25	74	19	1	106	200	.100	.135	100	.075	
12	.105						190					.080
	.125						180					
10	.135					110	170	.110	.140	200	.085	
	3/16					113	105	.145				
	1/4					117	75	.165				250

**Metric**

**Cold-Rolled Steel – Oxygen Shield – Swirl Ring 277140**

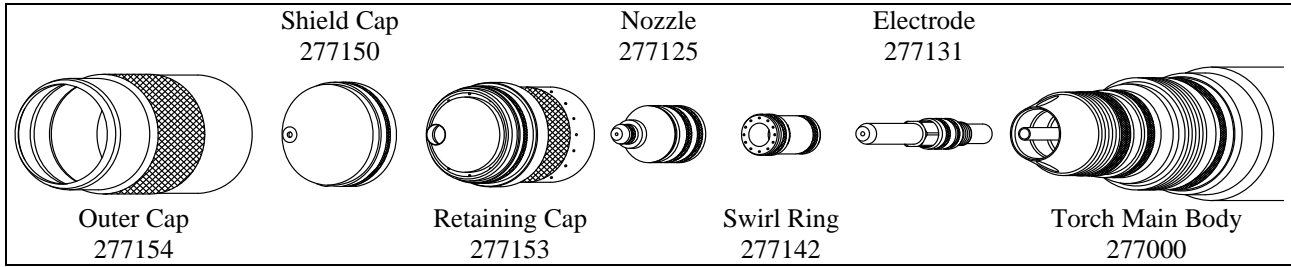
Material Thickness		Prewflow (Air) (psi)	Plasma (Oxygen) (psi)	Shield (Oxygen) (psi)	Postflow (Air) (psi)	Arc Voltage (volts)	Travel Speed (mm/m)	Cutting Height (mm)	Pierce Height (mm)	Motion Delay (msec)	Kerf Width (mm)
(mm)											
2.5		25	74	12	1	121	1895	2.9	3.4	100	1.9
3						125	1555	3.1			2.0

**Hot-Rolled Steel – Air Shield – Swirl Ring 277142**

Material Thickness		Prewflow (Air) (psi)	Plasma (Oxygen) (psi)	Shield (Air) (psi)	Postflow (Air) (psi)	Arc Voltage (volts)	Travel Speed (mm/m)	Cutting Height (mm)	Pierce Height (mm)	Motion Delay (msec)	Kerf Width (mm)
(mm)											
2.5		25	74	19	1	106	4885	2.5	3.4	100	1.9
3							4660				2.0
5						113	2555	3.6	250	3.7	2.2
6										116	

1. Revised on 7/2/07

**Mild Steel - Cutting**  
**70 Amps – Oxygen Plasma / Air Shield**



**Imperial**

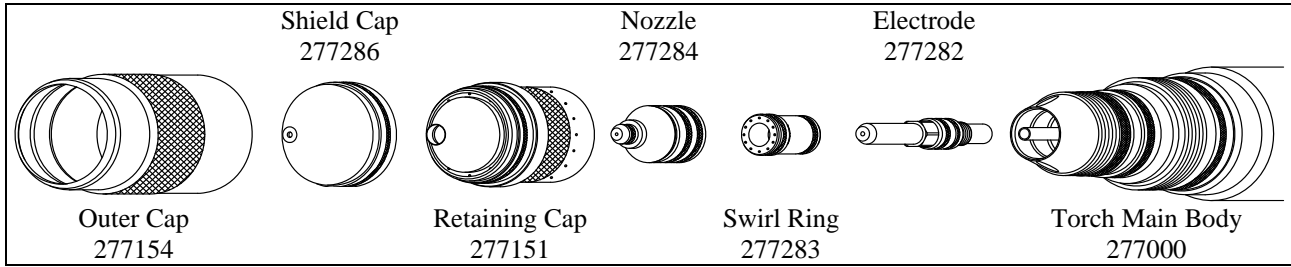
Material Thickness (in)	Preflow (Air) (psi)	Plasma (Oxygen) (psi)	Shield (Air) (psi)	Postflow (Air) (psi)	Arc Voltage (volts)	Travel Speed (ipm)	Cutting Height (in)	Pierce Height (in)	Motion Delay (msec)	Kerf Width (in)	
1/8	25	80	35	2	110	190	.100	.100	100	.080	
3/16			113		130						
1/4			25		116	120	.110	.125			200
3/8			122		75	.140	.150	250			

**Metric**

Material Thickness (mm)	Preflow (Air) (psi)	Plasma (Oxygen) (psi)	Shield (Air) (psi)	Postflow (Air) (psi)	Arc Voltage (volts)	Travel Speed (mm/m)	Cutting Height (mm)	Pierce Height (mm)	Motion Delay (msec)	Kerf Width (mm)
3	25	80	35	2	109	4995	2.5	2.5	100	2.0
5			113		3265	2.6				
6			25		115	3105	2.7	3.0		

1. Revised on 7/2/07

**Mild Steel - Cutting**  
**100 Amps – Oxygen Plasma / Air Shield**



**Imperial**

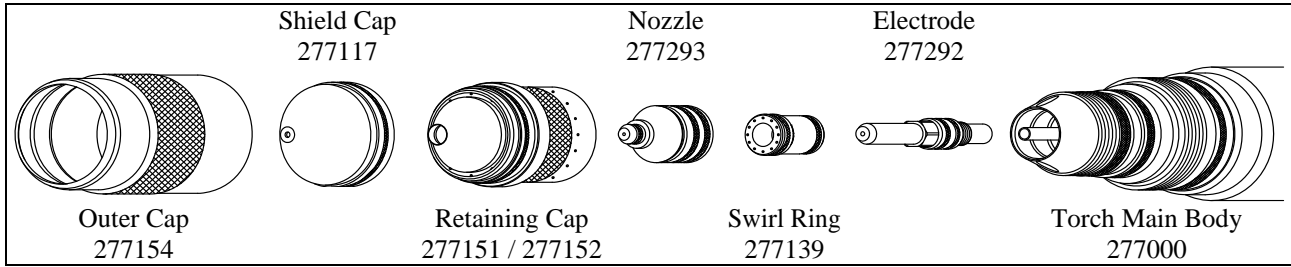
Material Thickness (in)	Preflow (Air) (psi)	Plasma (Oxygen) (psi)	Shield (Air) (psi)	Postflow (Air) (psi)	Arc Voltage (volts)	Travel Speed (ipm)	Cutting Height (in)	Pierce Height (in)	Motion Delay (msec)	Kerf Width (in)
1/4	25	94	26	0	125	150	.090	.125	150	.090
3/8					130	100	.130		200	
1/2					65	.155	400			
5/8					143	47	.185	600		
3/4					145	35		900		

**Metric**

Material Thickness (mm)	Preflow (Air) (psi)	Plasma (Oxygen) (psi)	Shield (Air) (psi)	Postflow (Air) (psi)	Arc Voltage (volts)	Travel Speed (mm/m)	Cutting Height (mm)	Pierce Height (mm)	Motion Delay (msec)	Kerf Width (mm)
6	25	94	26	0	124	3950	2.1	3.0	150	2.3
10					130	2405	3.3	4.5		
12					1850	3.7	4.9			
16					143	1180	4.7	5.1	900	2.4
20					145	800				

1. Revised on 7/2/07

**Mild Steel - Cutting**  
**150 Amps – Oxygen Plasma / Air Shield**



**Imperial**

**Retaining Cap 277151**

Material Thickness (in)	Preflow (Air) (psi)	Plasma (Oxygen) (psi)	Shield (Air) (psi)	Postflow (Air) (psi)	Arc Voltage (volts)	Travel Speed (ipm)	Cutting Height (in)	Pierce Height (in)	Motion Delay (msec)	Kerf Width (in)
1/4	20	74	30	0	118	165	.105	.200	300	.125
3/8					123	125	.135			
1/2					125	90	.140			

**Retaining Cap 277152**

Material Thickness (in)	Preflow (Air) (psi)	Plasma (Oxygen) (psi)	Shield (Air) (psi)	Postflow (Air) (psi)	Arc Voltage (volts)	Travel Speed (ipm)	Cutting Height (in)	Pierce Height (in)	Motion Delay (msec)	Kerf Width (in)
5/8	20	74	45	0	127	70	.140	.300	600	.130
3/4					130	55			900	.135
1					134	40	.150		1200	.140
1.25 **					145	25	.200		500	
1.5 **					155	15	.225			

\*\* Edge start or moving pierce recommended

**Metric**

**Retaining Cap 277151**

Material Thickness (mm)	Preflow (Air) (psi)	Plasma (Oxygen) (psi)	Shield (Air) (psi)	Postflow (Air) (psi)	Arc Voltage (volts)	Travel Speed (mm/m)	Cutting Height (mm)	Pierce Height (mm)	Motion Delay (msec)	Kerf Width (mm)	
6	20	74	30	0	117	4305	2.6	5.0	300	3.2	
10					123	3040	3.4				5.8
12					124	2485	3.5				6.2

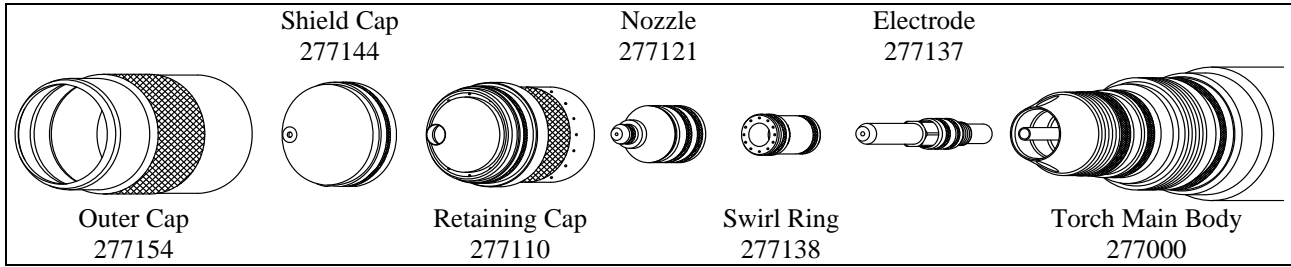
**Retaining Cap 277152**

Material Thickness (mm)	Preflow (Air) (psi)	Plasma (Oxygen) (psi)	Shield (Air) (psi)	Postflow (Air) (psi)	Arc Voltage (volts)	Travel Speed (mm/m)	Cutting Height (mm)	Pierce Height (mm)	Motion Delay (msec)	Kerf Width (mm)
16	20	74	45	0	127	1760	3.6	7.6	900	3.3
20					130	1340			1200	3.4
25					133	1040	3.7		500	3.6
32 **					145	625	5.1			
38 **					154	385	5.6			

\*\* Edge start or moving pierce recommended

1. Revised on 7/2/07

**Stainless Steel - Cutting**  
**30 Amps – Air Plasma / Air Shield**



**Imperial**

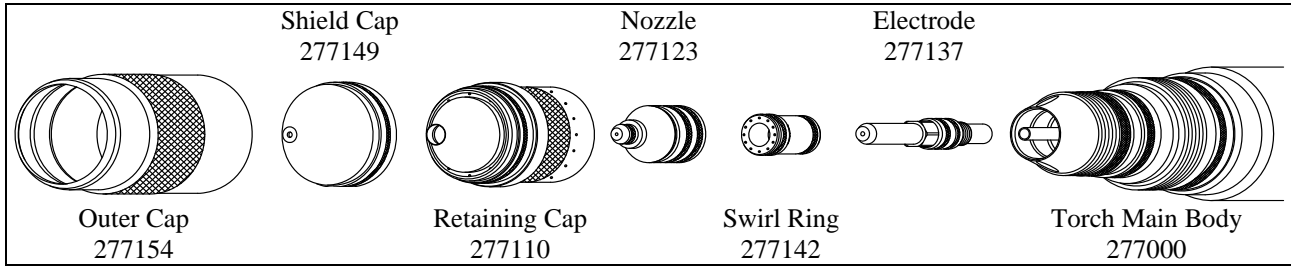
Material Thickness		Preflow (Air)	Plasma (Air)	Shield (Air)	Postflow (Air)	Arc Voltage	Travel Speed	Cutting Height	Pierce Height	Motion Delay	Kerf Width
(ga)	(in)	(psi)	(psi)	(psi)	(psi)	(volts)	(ipm)	(in)	(in)	(msec)	(in)
20	.036	30	80	30	14	71	200	.020	.050	100	.065
18	.048					74	165	.035			
16	.060					74	125	.025			
14	.075					75	90				

**Metric**

Material Thickness		Preflow (Air)	Plasma (Air)	Shield (Air)	Postflow (Air)	Arc Voltage	Travel Speed	Cutting Height	Pierce Height	Motion Delay	Kerf Width
(mm)	(mm)	(psi)	(psi)	(psi)	(psi)	(volts)	(mm/m)	(mm)	(mm)	(msec)	(mm)
1		30	80	30	14	71	4855	0.6	1.3	100	1.7
1.5						73	3260	0.9			

1. Revised on 7/2/07

**Stainless Steel - Cutting**  
**50 Amps – Air Plasma / Nitrogen Shield**



**Imperial**

Material Thickness		Preflow (Air)	Plasma (Air)	Shield (Nitrogen)	Postflow (Air)	Arc Voltage	Travel Speed	Cutting Height	Pierce Height	Motion Delay	Kerf Width
(ga)	(in)	(psi)	(psi)	(psi)	(psi)	(volts)	(ipm)	(in)	(in)	(msec)	(in)
14	.075	30	70	40	4	87	105	.035	.060	100	.105
12	.105					88	75				
11	.120					89	65				
10	.135					90	55	.040	.075	200	.110
	3/16					94	50				
	1/4					100	40	.060	.085	300	.115

**Metric**

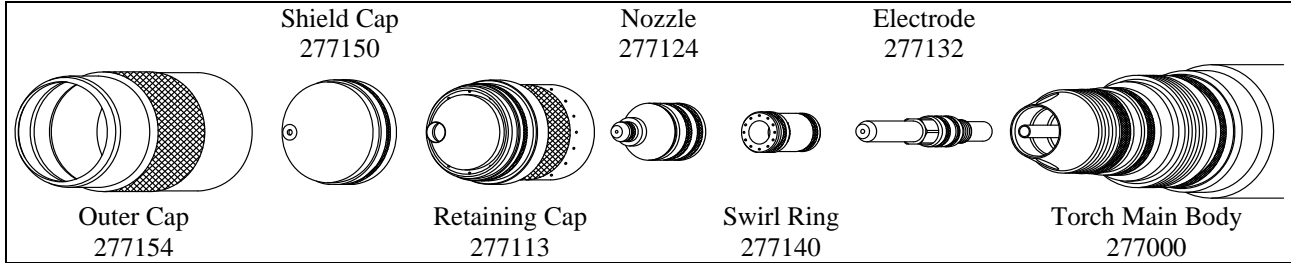
Material Thickness		Preflow (Air)	Plasma (Air)	Shield (Nitrogen)	Postflow (Air)	Arc Voltage	Travel Speed	Cutting Height	Pierce Height	Motion Delay	Kerf Width
(mm)	(mm)	(psi)	(psi)	(psi)	(psi)	(volts)	(mm/m)	(mm)	(mm)	(msec)	(mm)
2		30	70	40	4	87	2565	.9	1.5	100	2.7
2.5	2080										
3	88					1685	1.0	1.9	300	2.8	
5	94					1235					
6	98					1075					1.3

1. Revised on 7/2/07



**Stainless Steel - Cutting**  
**70 Amps – H17 Plasma / Nitrogen Shield**

This gas combination gives the best cut quality and minimum dross levels



**Imperial**

Material Thickness (in)	Preflow (Nitrogen) (psi)	Plasma (H17) (psi)	Shield (Nitrogen) (psi)	Postflow (Nitrogen) (psi)	Arc Voltage (volts)	Travel Speed (ipm)	Cutting Height (in)	Pierce Height (in)	Motion Delay (msec)	Kerf Width (in)
3/16	35	60	36	13	135	80	.100	.200	200	.090

**Metric**

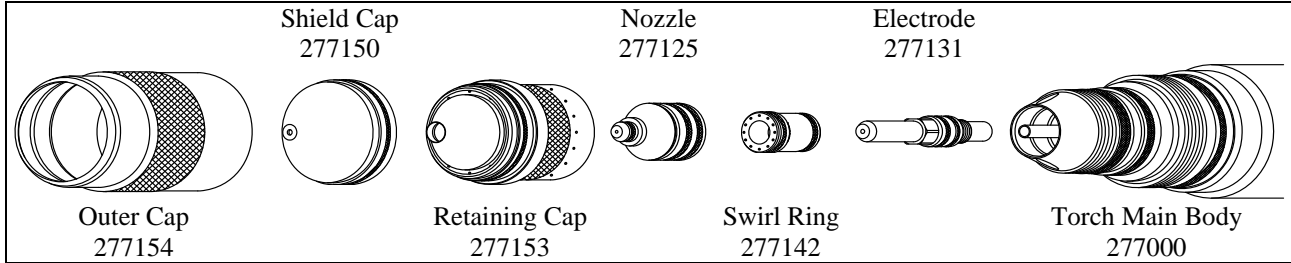
Material Thickness (mm)	Preflow (Nitrogen) (psi)	Plasma (H17) (psi)	Shield (Nitrogen) (psi)	Postflow (Nitrogen) (psi)	Arc Voltage (volts)	Travel Speed (mm/m)	Cutting Height (mm)	Pierce Height (mm)	Motion Delay (msec)	Kerf Width (mm)
5	35	60	36	13	135	2030	2.5	5.1	200	2.3

\* H17 = 17.5% Hydrogen / 32.5% Argon / 50% Nitrogen

1. Revised on 7/2/07

**Stainless Steel - Cutting**  
**70 Amps – Air Plasma / Nitrogen Shield**

This gas combination gives medium cut quality and minimum dross levels



**Imperial**

Material Thickness (ga) (in)	Preflow (Air) (psi)	Plasma (Air) (psi)	Shield (Nitrogen) (psi)	Postflow (Air) (psi)	Arc Voltage (volts)	Travel Speed (ipm)	Cutting Height (in)	Pierce Height (in)	Motion Delay (msec)	Kerf Width (in)
10	25	80	25	2	132	120	.060	.150	200	.085
3/16					134	100	.070	.175		
1/4					140	75	.090	.200	300	.090
3/8					148	50	.120	.225	450	

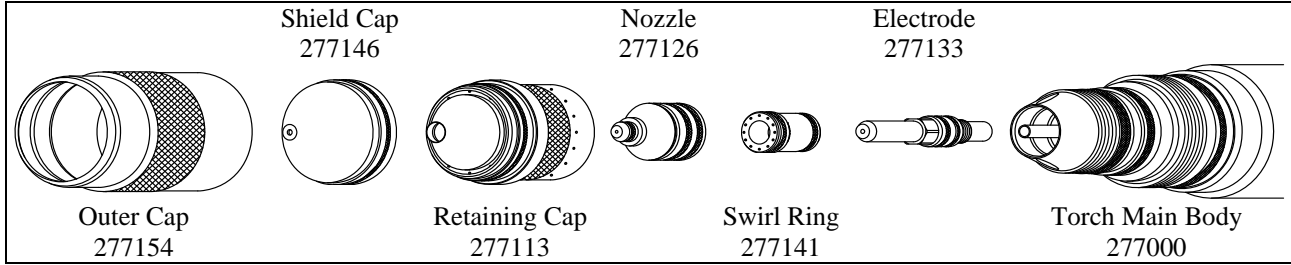
**Metric**

Material Thickness (mm)	Preflow (Air) (psi)	Plasma (Air) (psi)	Shield (Nitrogen) (psi)	Postflow (Air) (psi)	Arc Voltage (volts)	Travel Speed (mm/m)	Cutting Height (mm)	Pierce Height (mm)	Motion Delay (msec)	Kerf Width (mm)
3	25	80	25	2	131	3210	1.4	3.6	200	2.2
5					134	2445	1.8	4.5		
6					138	2050	2.1	4.9	300	2.3

1. Revised on 7/2/07

**Stainless Steel - Cutting**  
**100 Amps – H17 Plasma / Nitrogen Shield**

This gas combination gives the best cut quality and minimum dross levels



**Imperial**

Material Thickness (in)	Preflow (Nitrogen) (psi)	Plasma (H17) (psi)	Shield (Nitrogen) (psi)	Postflow (Nitrogen) (psi)	Arc Voltage (volts)	Travel Speed (ipm)	Cutting Height (in)	Pierce Height (in)	Motion Delay (msec)	Kerf Width (in)
3/16	28	67	46	13	138	115	.105	.200	200	.100
1/4					140	100	.125	.225	300	
3/8					152	65	.180	.250	400	

**Metric**

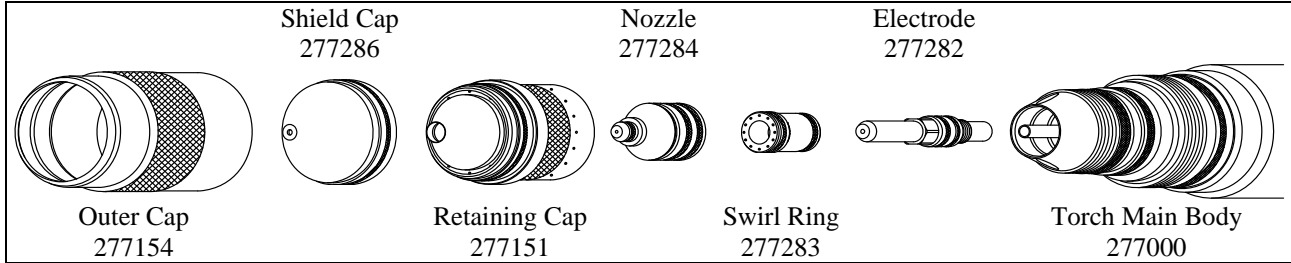
Material Thickness (mm)	Preflow (Nitrogen) (psi)	Plasma (H17) (psi)	Shield (Nitrogen) (psi)	Postflow (Nitrogen) (psi)	Arc Voltage (volts)	Travel Speed (mm/m)	Cutting Height (mm)	Pierce Height (mm)	Motion Delay (msec)	Kerf Width (mm)
5	28	67	46	13	138	2865	2.7	5.1	300	2.5
6					139	2625	3.0	5.5		2.7

\* H17 = 17.5% Hydrogen / 32.5% Argon / 50% Nitrogen

1. Revised on 7/2/07

**Stainless Steel - Cutting**  
**100 Amps – Air Plasma / Nitrogen Shield**

This gas combination gives medium cut quality and minimum dross levels



**Imperial**

Material Thickness (in)	Preflow (Air) (psi)	Plasma (Air) (psi)	Shield (Nitrogen) (psi)	Postflow (Air) (psi)	Arc Voltage (volts)	Travel Speed (ipm)	Cutting Height (in)	Pierce Height (in)	Motion Delay (msec)	Kerf Width (in)
1/4	25	94	35	0	141	100	.135	.200	250	.092
3/8					147	80	.170	350		
1/2					154	55	.210	450		

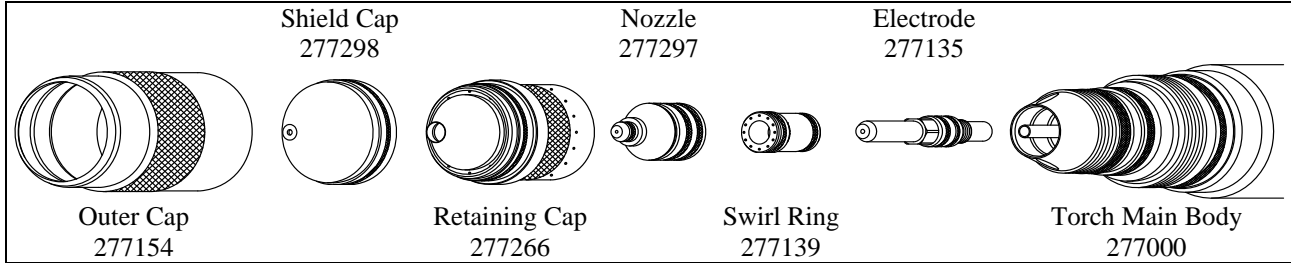
**Metric**

Material Thickness (mm)	Preflow (Air) (psi)	Plasma (Air) (psi)	Shield (Nitrogen) (psi)	Postflow (Air) (psi)	Arc Voltage (volts)	Travel Speed (mm/m)	Cutting Height (mm)	Pierce Height (mm)	Motion Delay (msec)	Kerf Width (mm)
6	25	94	35	0	140	2595	3.2	5.0	250	2.3
10					148	1935	4.4	5.8		
12					152	1540	5.0	6.2	450	2.4

1. Revised on 7/2/07

**Stainless Steel - Cutting**  
**150 Amps – H17 Plasma / Nitrogen Shield**

This gas combination gives the best cut quality and minimum dross levels



**Imperial**

Material Thickness (in)	Preflow (Nitrogen) (psi)	Plasma (H17) (psi)	Shield (Nitrogen) (psi)	Postflow (Nitrogen) (psi)	Arc Voltage (volts)	Travel Speed (ipm)	Cutting Height (in)	Pierce Height (in)	Motion Delay (msec)	Kerf Width (in)
1/4	25	81	75	13	165	95	.250	.250	400	.135
3/8					75	.150	500			
1/2					155	60	.165	600	.140	
5/8					50	.185	800			
3/4					165	40	.250	1000	.145	

**Metric**

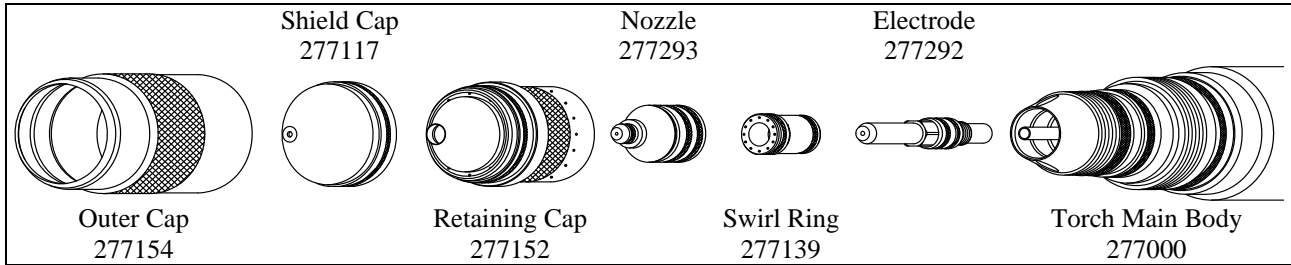
Material Thickness (mm)	Preflow (Nitrogen) (psi)	Plasma (H17) (psi)	Shield (Nitrogen) (psi)	Postflow (Nitrogen) (psi)	Arc Voltage (volts)	Travel Speed (mm/m)	Cutting Height (mm)	Pierce Height (mm)	Motion Delay (msec)	Kerf Width (mm)
10	25	81	75	13	155	1845	3.8	7.0	600	3.4
12						1610	4.1			
16						1260	4.7	7.6	1000	3.7
20					167	940	6.9			

\* H17 = 17.5% Hydrogen / 32.5% Argon / 50% Nitrogen

1. Revised on 7/2/07

**Stainless Steel - Cutting**  
**150 Amps – Air Plasma / Nitrogen Shield**

This gas combination gives medium cut quality and minimum dross levels



**Imperial**

Material Thickness (in)	Preflow (Air) (psi)	Plasma (Air) (psi)	Shield (Nitrogen) (psi)	Postflow (Air) (psi)	Arc Voltage (volts)	Travel Speed (ipm)	Cutting Height (in)	Pierce Height (in)	Motion Delay (msec)	Kerf Width (in)
1/4	25	75	70	0	145	150	.160	.225	400	.125
3/8					150	115	.180		500	
1/2					155	85	.210	.275	600	.130
5/8					160	60	.220		800	
3/4					168	45	.240		1000	

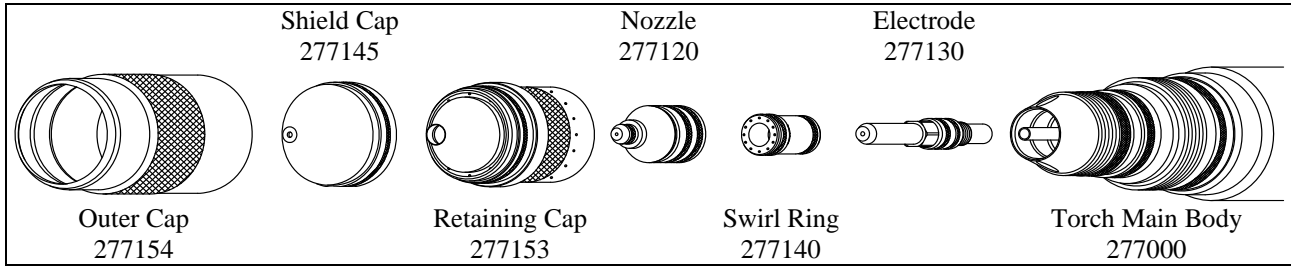
**Metric**

Material Thickness (mm)	Preflow (Air) (psi)	Plasma (Air) (psi)	Shield (Nitrogen) (psi)	Postflow (Air) (psi)	Arc Voltage (volts)	Travel Speed (mm/m)	Cutting Height (mm)	Pierce Height (mm)	Motion Delay (msec)	Kerf Width (mm)	
6	25	75	70	0	144	3910	4.0	5.5	400	3.2	
10					150	2805	4.7	7.0	600		
12					153	2330	5.1		7.6	1000	3.3
16					160	1510	5.6				
20					170	1030	6.2	3.4			

\* H17 = 17.5% Hydrogen / 32.5% Argon / 50% Nitrogen

1. Revised on 7/2/07

**Aluminum - Cutting**  
**30 Amps – Air Plasma / Nitrogen Shield**



**Imperial**

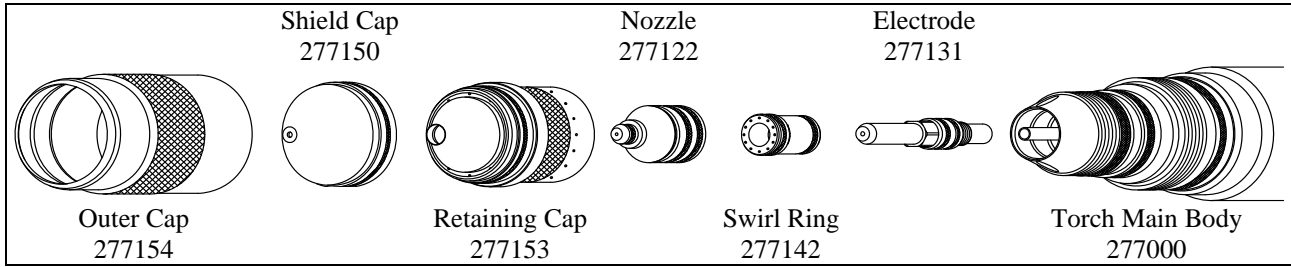
Material Thickness (in)	Preflow (Air) (psi)	Plasma (Air) (psi)	Shield (Nitrogen) (psi)	Postflow (Air) (psi)	Arc Voltage (volts)	Travel Speed (ipm)	Cutting Height (in)	Pierce Height (in)	Motion Delay (msec)	Kerf Width (in)
.040	30	92	20	2	135	150	.030	.065	100	.065
.050						120		.075		
.063						90		.085		

**Metric**

Material Thickness (mm)	Preflow (Air) (psi)	Plasma (Air) (psi)	Shield (Nitrogen) (psi)	Postflow (Air) (psi)	Arc Voltage (volts)	Travel Speed (mm/m)	Cutting Height (mm)	Pierce Height (mm)	Motion Delay (msec)	Kerf Width (mm)
1	30	92	20	2	135	3885	0.8	1.6	100	1.7
1.5					135	2520		2.1		1.8

1. Revised on 7/2/07

**Aluminum - Cutting**  
**50 Amps – Air Plasma / Nitrogen Shield**



**Imperial**

Material Thickness (in)	Preflow (Air) (psi)	Plasma (Air) (psi)	Shield (Nitrogen) (psi)	Postflow (Air) (psi)	Arc Voltage (volts)	Travel Speed (ipm)	Cutting Height (in)	Pierce Height (in)	Motion Delay (msec)	Kerf Width (in)
.050	25	74	19	1	135	180	.050	.100	100	.080
.063					138	140	.065			.082
.080					143	90	.075			.085

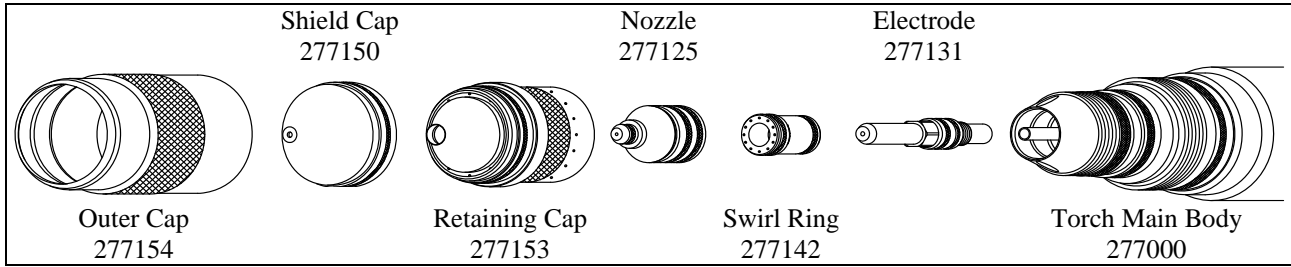
**Metric**

Material Thickness (mm)	Preflow (Air) (psi)	Plasma (Air) (psi)	Shield (Nitrogen) (psi)	Postflow (Air) (psi)	Arc Voltage (volts)	Travel Speed (mm/m)	Cutting Height (mm)	Pierce Height (mm)	Motion Delay (msec)	Kerf Width (mm)
1.5	25	74	19	1	137	3870	1.5	2.5	100	2.1
2.0					142	2360	1.8			2.2

1. Revised on 7/2/07



**Aluminum - Cutting**  
**70 Amps – Air Plasma / Nitrogen Shield**



**Imperial**

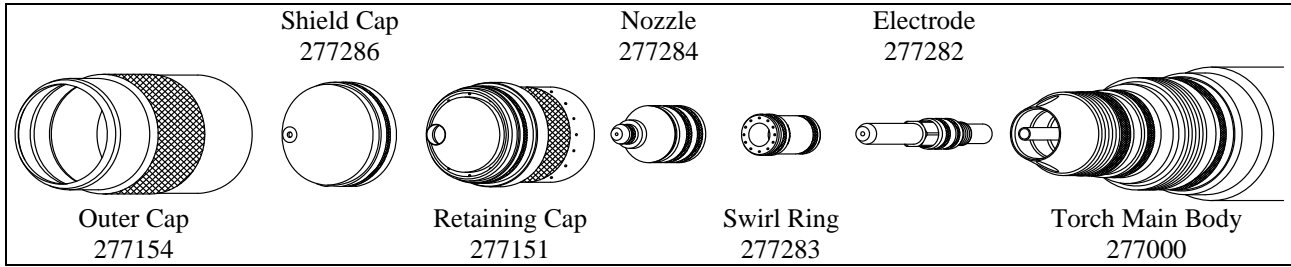
Material Thickness (in)	Preflow (Air) (psi)	Plasma (Air) (psi)	Shield (Nitrogen) (psi)	Postflow (Air) (psi)	Arc Voltage (volts)	Travel Speed (ipm)	Cutting Height (in)	Pierce Height (in)	Motion Delay (msec)	Kerf Width (in)	
.080	25	80	25	2	130	250	.050	.100	100	.080	
1/8					135	160	.070				
3/16					145	80	.100	.125		.085	
1/4					150	50	.060	.150			
3/8					155	40	.075	.175		200	.090
1/2					162	30	.115	.200		300	

**Metric**

Material Thickness (mm)	Preflow (Air) (psi)	Plasma (Air) (psi)	Shield (Nitrogen) (psi)	Postflow (Air) (psi)	Arc Voltage (volts)	Travel Speed (mm/m)	Cutting Height (mm)	Pierce Height (mm)	Motion Delay (msec)	Kerf Width (mm)	
2	25	80	25	2	129	6400	1.2	2.5	100	2.0	
3					134	4420	1.7				
5					145	1920	2.3	3.2		2.2	
6					148	1440	1.7	3.6			
10					156	975	2.0	4.5		400	2.3
12					160	820	2.6	4.9			

1. Revised on 7/2/07

**Aluminum - Cutting**  
**100 Amps – Air Plasma / Nitrogen Shield**



**Imperial**

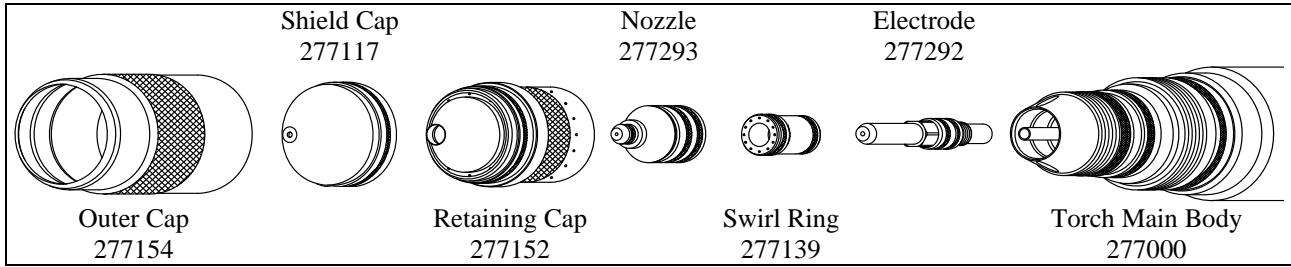
Material Thickness (in)	Preflow (Air) (psi)	Plasma (Air) (psi)	Shield (Nitrogen) (psi)	Postflow (Air) (psi)	Arc Voltage (volts)	Travel Speed (ipm)	Cutting Height (in)	Pierce Height (in)	Motion Delay (msec)	Kerf Width (in)
1/4	25	94	26	0	145	105	.155	.200	200	.095
3/8					156	90	.180	.250	300	.098
1/2					157	70	.195	.275	400	.100

**Metric**

Material Thickness (mm)	Preflow (Air) (psi)	Plasma (Air) (psi)	Shield (Nitrogen) (psi)	Postflow (Air) (psi)	Arc Voltage (volts)	Travel Speed (mm/m)	Cutting Height (mm)	Pierce Height (mm)	Motion Delay (msec)	Kerf Width (mm)
6	25	94	26	0	143	2710	3.8	4.9	200	2.4
10					156	2210	4.6	6.4	400	2.5
12					156	1890	4.9	6.8		

1. Revised on 7/2/07

### Aluminum - Cutting 150 Amps – Air Plasma / Nitrogen Shield



#### Imperial

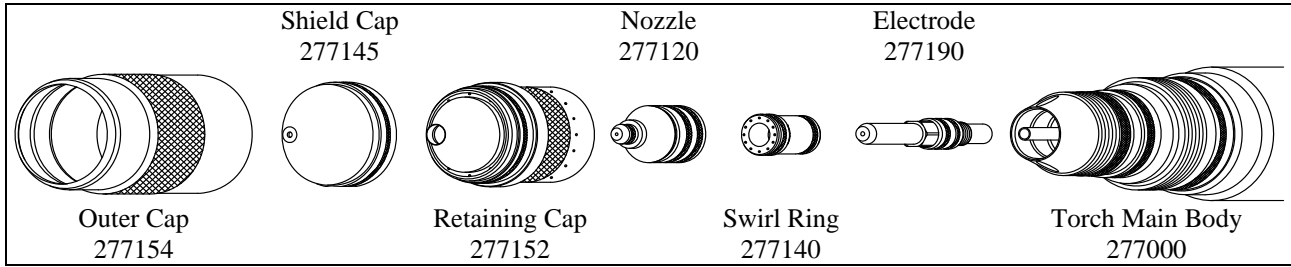
Material Thickness (in)	Preflow (Air) (psi)	Plasma (Air) (psi)	Shield (Nitrogen) (psi)	Postflow (Air) (psi)	Arc Voltage (volts)	Travel Speed (ipm)	Cutting Height (in)	Pierce Height (in)	Motion Delay (msec)	Kerf Width (in)
1/4	25	75	50	1	145	145	.130	.225	400	.125
3/8					155	115	.185		500	
1/2					165	90	.230	.275	600	.130
5/8					170	65	.250	800	.135	
3/4					45	.325		1000	.140	

#### Metric

Material Thickness (mm)	Preflow (Air) (psi)	Plasma (Air) (psi)	Shield (Nitrogen) (psi)	Postflow (Air) (psi)	Arc Voltage (volts)	Travel Speed (mm/m)	Cutting Height (mm)	Pierce Height (mm)	Motion Delay (msec)	Kerf Width (mm)
6	25	75	50	1	143	3770	3.1	5.5	400	3.2
10					156	2825	4.8		600	
12					162	2430	5.5	7.0	3.3	
16					170	1630	6.4		1000	3.4
20					170	990		8.6		3.6

1. Revised on 7/2/07

**Mild Steel - Marking  
10 Amps – Nitrogen Plasma / Nitrogen Shield**



**Imperial**

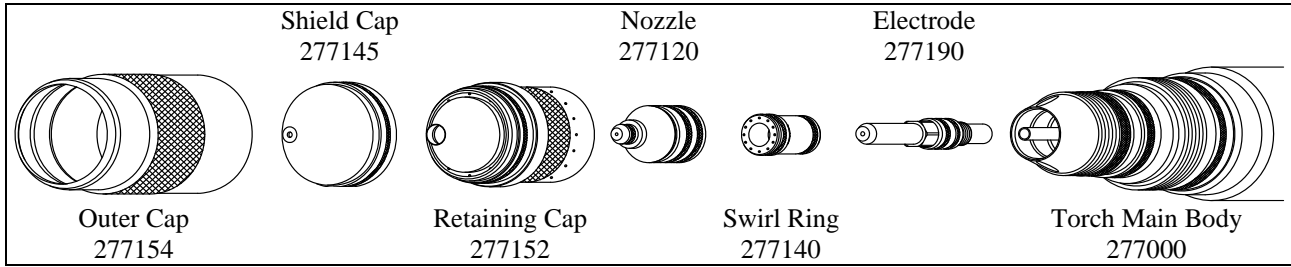
Material Thickness (in)	Preflow (Air) (psi)	Plasma (Nitrogen) (psi)	Shield (Nitrogen) (psi)	Postflow (Air) (psi)	Arc Voltage (volts)	Travel Speed (ipm)	Marking Height (in)	Initial Height (in)	Motion Delay (msec)
All Thicknesses	28	28	28	2	145	250	.177	.100	0

**Metric**

Material Thickness (mm)	Preflow (Air) (psi)	Plasma (Nitrogen) (psi)	Shield (Nitrogen) (psi)	Postflow (Air) (psi)	Arc Voltage (volts)	Travel Speed (mm/m)	Marking Height (mm)	Initial Height (mm)	Motion Delay (msec)
All Thicknesses	28	28	28	2	145	6350	4.5	2.5	0

1. Revised on 10/12/07

**Stainless Steel - Marking  
10 Amps – Nitrogen Plasma / Nitrogen Shield**



**Imperial**

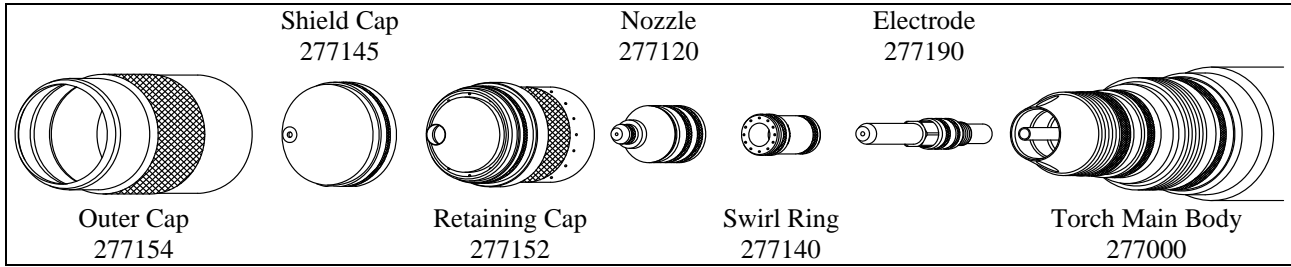
Material Thickness (in)	Preflow (Air) (psi)	Plasma (Nitrogen) (psi)	Shield (Nitrogen) (psi)	Postflow (Air) (psi)	Arc Voltage (volts)	Travel Speed (ipm)	Marking Height (in)	Initial Height (in)	Motion Delay (msec)
All Thicknesses	28	28	28	2	145	250	.177	.100	0

**Metric**

Material Thickness (mm)	Preflow (Air) (psi)	Plasma (Nitrogen) (psi)	Shield (Nitrogen) (psi)	Postflow (Air) (psi)	Arc Voltage (volts)	Travel Speed (mm/m)	Marking Height (mm)	Initial Height (mm)	Motion Delay (msec)
All Thicknesses	28	28	28	2	145	6350	4.5	2.5	0

1. Revised on 10/12/07

**Aluminum - Marking  
10 Amps – Nitrogen Plasma / Nitrogen Shield**



**Imperial**

Material Thickness (in)	Preflow (Air) (psi)	Plasma (Nitrogen) (psi)	Shield (Nitrogen) (psi)	Postflow (Air) (psi)	Arc Voltage (volts)	Travel Speed (ipm)	Marking Height (in)	Initial Height (in)	Motion Delay (msec)
All Thicknesses	28	28	28	2	145	250	.177	.100	0

**Metric**

Material Thickness (mm)	Preflow (Air) (psi)	Plasma (Nitrogen) (psi)	Shield (Nitrogen) (psi)	Postflow (Air) (psi)	Arc Voltage (volts)	Travel Speed (mm/m)	Marking Height (mm)	Initial Height (mm)	Motion Delay (msec)
All Thicknesses	28	28	28	2	145	6350	4.5	2.5	0

1. Revised on 10/12/07